



มหาวิทยาลัยกรุงเทพ

BANGKOK UNIVERSITY

Graduate School

Registration Handbook

Summer Session, Academic Year 2020

For Students Admitted in the Academic Year 2017 - 2020

Contents

Academic Calendar of Summer Session, Academic Year 2020	1
Chart of Online Registration Process	2
Requirements for Online Registration for Course/Section	3
Regulations for Online Registration	4
Procedure for Online Registration	5 - 11
Note for Students in Plan A (both Doctoral and Master's Programs) who have registered for all thesis/dissertation credits	11
Procedure for Adding/Dropping	12
Procedure for Withdrawing	13
Cancellation of Registration	14
Vehicle Registration	14
Courses in Business Administration (English Program) Main Campus	15 - 16
Courses in Communication Arts (International Program)	17 - 18
Tuition and Fees for Master's Programs (2017 - 2020 Entrants)	19
Courses in Doctoral Program in Communication Arts (International Program)	20
Courses in Doctoral Program Knowledge Management and Innovation Management (KIM)	21
Tuition and Fees for Doctoral Program in KIM (2013, 2017 Entrants)	22
Methods of Payment	23 - 31

Academic Calendar: Summer Session, Academic Year 2020

(Saturday Programs)

Period of Online Registration	May	26 - 28,	2021
Last Day of Payment	June	14,	2021
Adding/Dropping Period	July	8 - 10,	2021
Classes Begin	July	10,	2021
Withdrawal Period	August	2 - 14,	2021
Registration Details for 1/2021 (http://graduateschool.bu.ac.th/)	July	1,	2021
Last Day of Classes	August	14,	2021

Note:

- Adding/Dropping : July 8 - 10, 2021 10.00 a.m. - 4.00 p.m.

(Contact Graduate School and Records Division)

- Withdrawing : Monday - Saturday 8.30 a.m. - 5.00 p.m.

(Contact Graduate School and Records Division)

Chart of Online Registration Process

Registration Details for Semester 3/2020 are available at

URL: <http://graduateschool.bu.ac.th/>

1. Check details of registration for 3/2020 online at URL: <http://graduateschool.bu.ac.th/>
 2. Consult your advisor about courses to register (advisor's endorsement is not required);
 3. Choose courses and sections;
 4. Begin registering online;
 5. Print a confirmation slip (BU.F.018);
 6. Choose a method of payment (see pages 23 - 31 for details):
 - 6.1 By cashier check, at the Financial Department located on the Financial Department, 1st Floor, building no. 3 at One Stop Service, City Campus and Financial Department, 1st Floor, Building A3, Main Campus.
 - 6.2 At a bank counter
 - 6.3 Via ATM Banking service
 - 6.4 Via TeleBanking service
 - 6.5 Via Internet
 - 6.6 Via Mobile Banking
 - 6.7 Registration payment by credit card at the Financial Department located on the Financial Department, 1st Floor, building no. 3 at One Stop Service, City Campus and Financial Department, 1st Floor, Building A3, Main Campus.
 - 6.8 Tuition and fee payment by PayLite system of Citibank at the Financial Department located on the Financial Department, 1st Floor, building no. 3 at One Stop Service, City Campus and Financial Department, 1st Floor, Building A3, Main Campus.
- (Only through payments by 6.1, 6.2, 6.7 and 6.8 will students receive a BU.F.018 slip as receipt of payment.)

To avoid errors, always consult your advisor prior to registration.

Requirements for Online Registration for Course/Section

1. To register for courses and sections at *URSA for Graduate Students*, students must obtain the internet accounts, including username (similar to the student ID number) and password (confidential). Any actions related to online registration request must be done by the student.
2. In order to access the network for the first time, students must use the last 8 digits of their national ID number as password. This password can be changed later at URL: <http://ursa.bu.ac.th/graduate/> (Choose *Check Modem Quota*). Please note that only the new password is eligible to access *URSA for Graduate Students*.
3. Students who have lost their passwords and need new ones will be charged 20 baht for each new password issued. Payment can be made at the Financial Department located on the 1st Floor, building no. 3 at One Stop Service, City Campus and Financial Department, 1st Floor, Building A3, Main Campus. Bring the receipt to the Computer Center to get a new password.
4. Details of registration procedures and related information will be available online at URL: <http://recordsoffice.bu.ac.th/> (Registration handbook will no longer be distributed.)
5. Ensure that the selected courses/sections are offered.
6. Ensure that the grade results of core or prerequisite courses (if any) reach the minimum requirements of the selected courses.

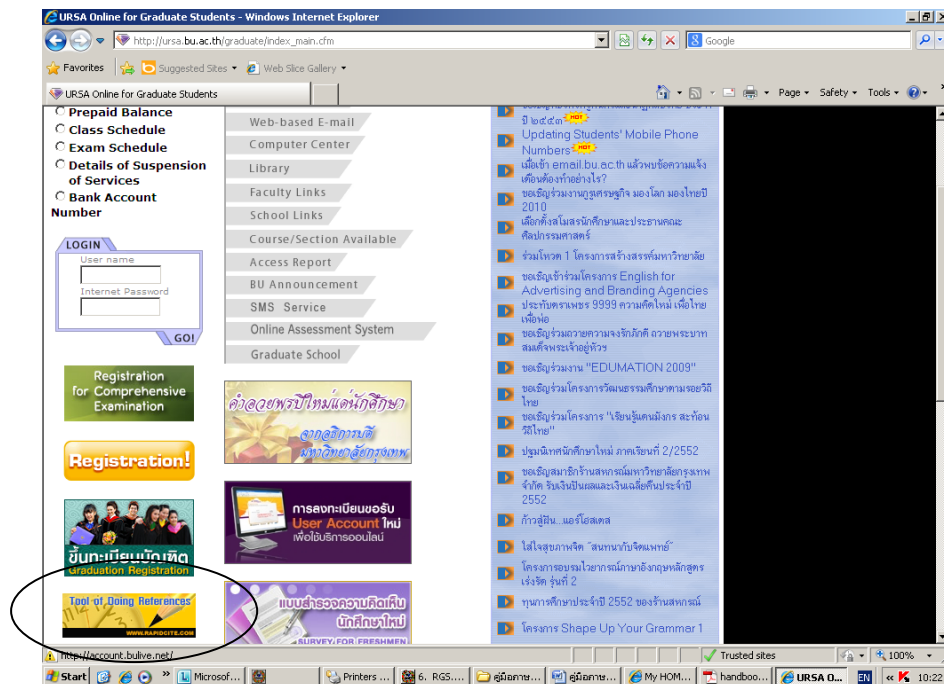
Regulations for Online Registration

1. The online registration takes effect immediately after the courses/sections have been chosen. Students can print a confirmation slip or make a payment via Internet.
2. Some courses or sections may be cancelled, even after the online registration is completed.
3. Your password is confidential. Any activities via Internet is regarded as students' responsibility.
4. Each student must process the online registration by himself/herself only.
5. Online registration must be processed during the registration period (as specified in the Registration Handbook).

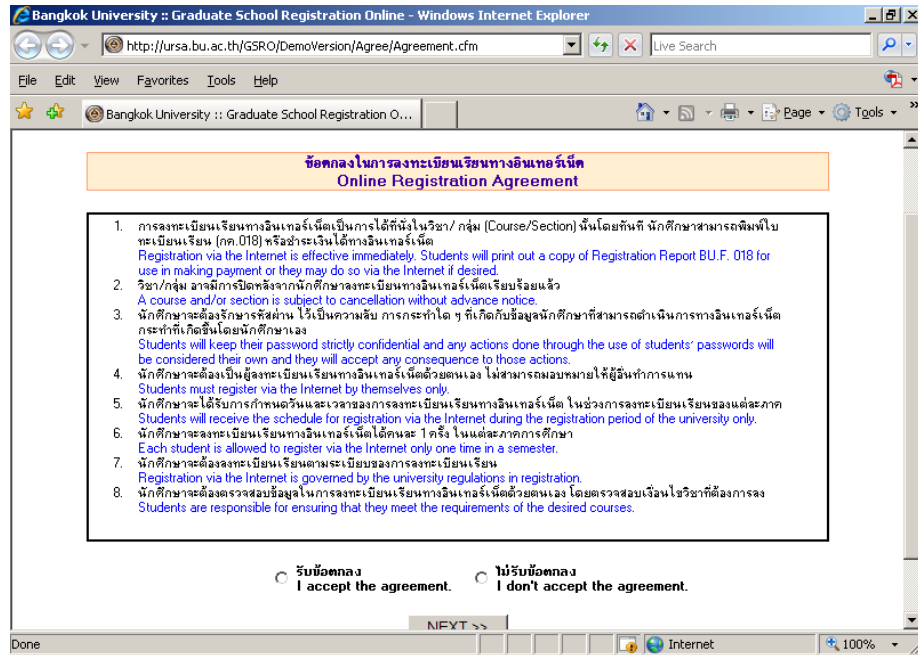
Procedure for Online Registration

Bangkok University allows students to register online as follows:

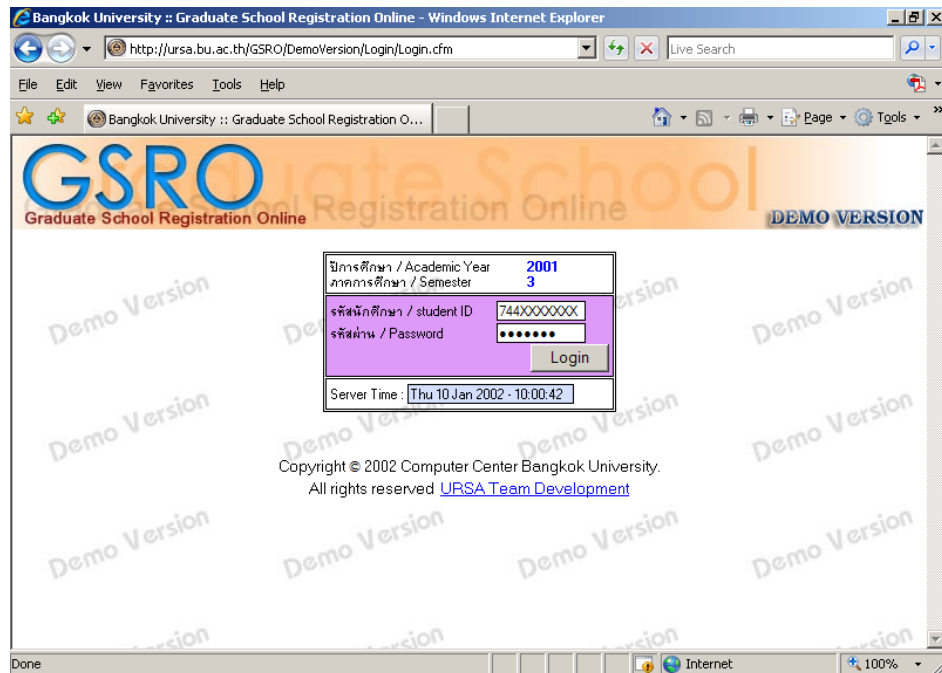
1. Check registration details and regulations (available online) at URL: <http://recordsoffice.bu.ac.th/> or <http://graduateschool.bu.ac.th/>.
2. Register online by yourself only during the scheduled period. Use the University's computer or your own.
3. Choose courses and sections from URSA for Graduate at Course/ Section Available or URL: <http://recordsoffice.bu.ac.th/>. Please check if you are qualified to register for the chosen courses/sections and if you have completed the prerequisite courses, if any. Students must comply with the registration requirements and registration regulations as stipulated by the University.
4. The preview and instructions on online registration can be seen at *URSA for Graduate* or URL: <http://ursa.bu.ac.th/GSRO> as follows:



4.1 Read through the Agreement. If you agree, click “Agree”.

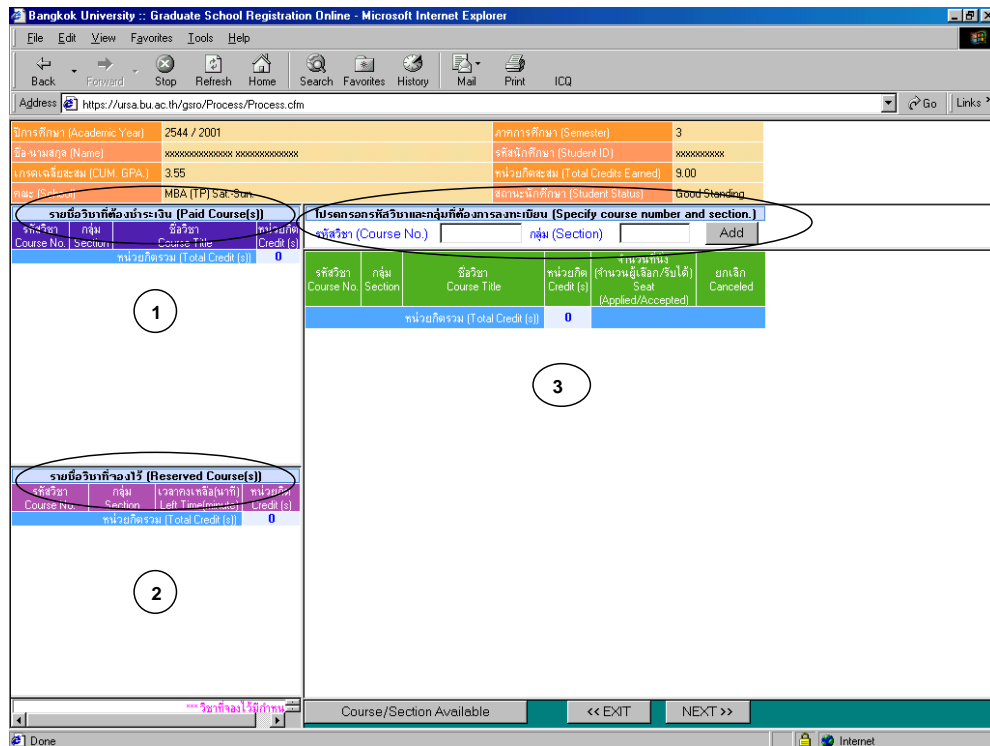


4.2 Choose the academic year/semester, then type student ID and password.



Remark: You have already registered and made payment. Any other transactions could be done during adding-dropping period.

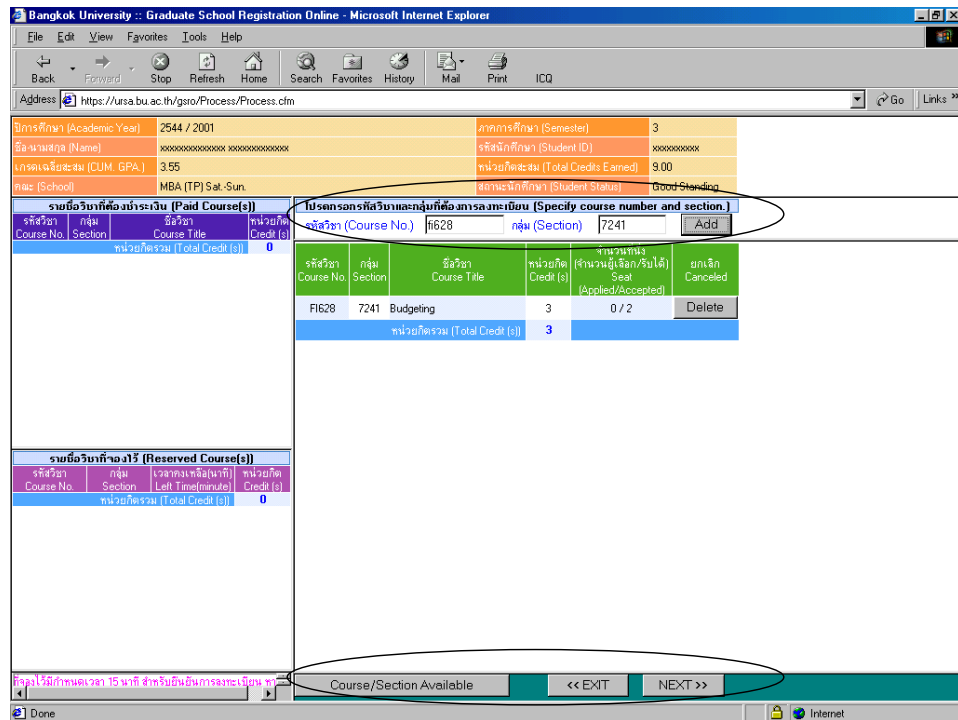
4.3 If the data input is correct, the screen will display your student record (e.g. name, major, curriculum and GPA).



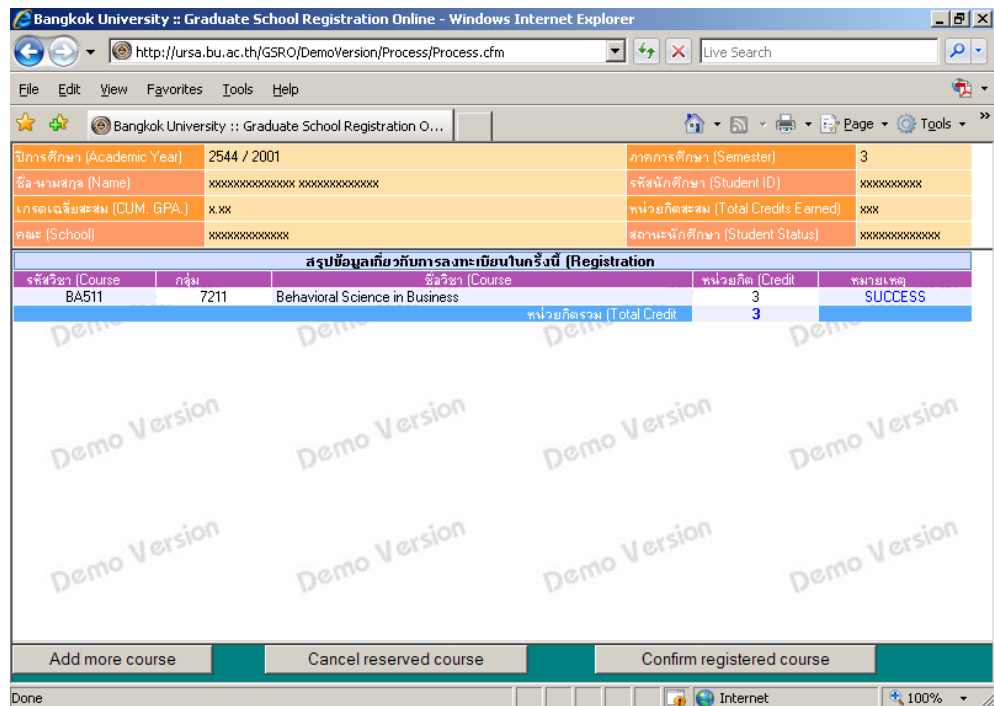
1. Paid Course
2. Reserved Course
3. Specify course number section

Remark: The course reserved would be kept only 15 minutes, otherwise all will be lost

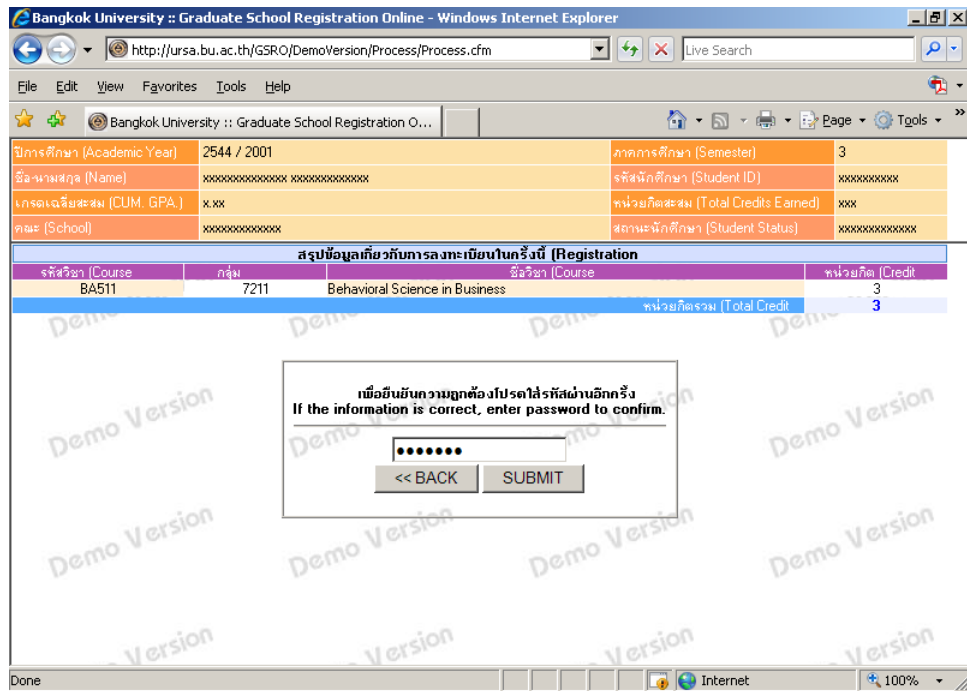
4.4 Choose courses/sections you wish to take and then click “Add”. Changes can be made to the chosen courses/sections by clicking “Delete”.



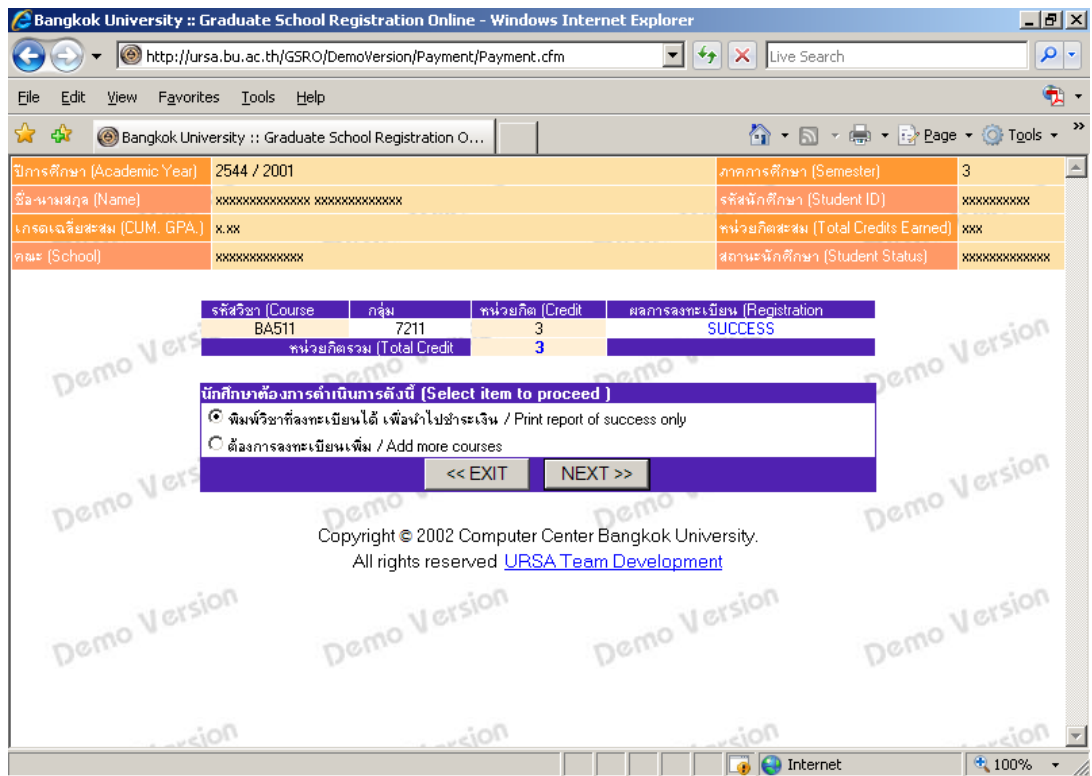
4.5 The screen will display all courses chosen.



4.6 Type your password again to confirm your choices.



4.7 The screen will display the registration report.



4.8 Print the registration report (BU.F.018) and make the payment on the scheduled dates.

The screenshot shows a web browser window titled "Bangkok University :: Graduate School Registration Online - Windows Internet Explorer". The address bar shows the URL: <http://ursa.bu.ac.th/GSRO/DemoVersion/Payment/PaymentRegister.cfm>. The page content is titled "GRADUATE SCHOOL REGISTRATION ONLINE (สรุปข้อมูลการชำระเงิน / Payment report)".

Course No.	Section	Credit	Lab	Amount
BA511	7211	3		X,XXX.XX
รวมค่าวิชา / Sub Total (Tuition + Lab Fees)				X,XXX.XX
วิชาเสริมพื้นฐาน / Preliminary				X,XXX.XX
ค่าน้ำดื่มและค่าธรรมเนียมต่างๆ / Instructional Service and Activity Fees				X,XXX.XX
วิทยานิพนธ์ / Thesis				X,XXX.XX
อื่นๆ / Others				X,XXX.XX
รวมทั้งสิ้น / Grand Total				X,XXX.XX
ยอดคงเหลือยกมา / Balance Carried Forward				X,XXX.XX
ยอดที่ต้องชำระ / Balance Due				XX,XXX.XX

กรุณาเลือกวิธีการชำระเงิน / Select method of payment

- พิมพ์ใบแจ้งการชำระเงิน เพื่อไปชำระเงินที่เคาน์เตอร์ธนาคาร / Print payment slip for counter payment
- การชำระเงินผ่าน SCB Easy Net (Siam Commercial Bank account (SCB Easy Net))
- การชำระเงินผ่าน KBANK e-Internet (Kasikom Bank account (KBANK e-Internet))

<< BACK NEXT >>

Copyright © 2002 Computer Center Bangkok University.
All rights reserved [URSA Team Development](#)

The screenshot shows a web browser window titled "Bangkok University :: Graduate School Registration Online - Windows Internet Explorer". The address bar shows the URL: http://ursa.bu.ac.th/GSRO/DemoVersion/Report/Rpt_Main.cfm. The page content is a receipt form.

10/01/08 10:05 ผู้รับเงิน / Collector

คำเตือน โปรดเก็บใบเสร็จรับเงินนี้ไว้ตลอดเป็นหลักฐานทุกครั้งที่เกิดข้อถกเถียงมหาวิทยาลัย / Please use the receipt whenever contacting the university.
ใบเสร็จรับเงินจะมีผลสมบูรณ์ได้ ก็ต่อเมื่อมีการประทับตราของธนาคาร และลงลายมือชื่อผู้รับเงินของธนาคารที่รับชำระค่าลงทะเบียน หรือ มีการประทับตราของมหาวิทยาลัย และลงลายมือชื่อเจ้าหน้าที่แผนกการเงินของมหาวิทยาลัยอุดหนุน
The receipt will be valid only with the bank stamp and the signature of the bank collector or with the University stamp and the signature of the Bangkok University cashier.

ใบแจ้งการชำระเงิน
เพื่อเข้าบัญชี มหาวิทยาลัยกรุงเทพ

เลขประจำตัวผู้เสียภาษี 4107036467 วันที่ / Date

<input type="checkbox"/> บมจ. ธนาคารกรุงเทพ (BBL) สาขาถลาง (117)	SERVICE CODE : BU ชื่อ - นามสกุล XXX XXXXXXXXXXXXXXXXXXXX Name รหัสนักศึกษา Customer No. (Ref No.1) XXXXXX XXXXXX เลขที่อ้างอิง Bill No. (Ref No.2) 013XXX XXXXX ธนาคารโปรด Key Name, Ref No.1, Ref No.2
<input type="checkbox"/> บมจ. ธนาคารไทยพาณิชย์ (SCB) เลขที่บัญชี 035-3-01476-6 TR. CODE 3650	
<input type="checkbox"/> บมจ. ธนาคารกรุงไทย (TFB) เลขที่บัญชี 712-1-01717-7 TX. CODE 1894	
<input type="checkbox"/> บมจ. ธนาคารทหารไทย (TMB) COMP. CODE 210	
<input type="checkbox"/> บมจ. ธนาคารยูโอบี (UOB) CODE TYPE : 55	

ยอดเงินสด Amount in Cash -XXXXXXXXXXXXXXXXXXXXXXXXXXXXX- บาท Baht ***xx,xxx.xx

10/01/08 10:05 ชำระเงินได้ภายในวันที่ **Apr xx, 2002**

ผู้นำฝาก **รับชำระเฉพาะเงินสด**
โทร. **ตามยอดที่ระบุไว้เท่านั้น**

ส่วนที่ 2 สำหรับธนาคาร Part 2 For Bank

โปรดนำส่วนที่ 1 และ 2 มาพร้อมกับการชำระเงินลงได้ที่ ธนาคารกรุงเทพ ธนาคารไทยพาณิชย์ ธนาคารกรุงไทย ธนาคารทหารไทย ธนาคารยูโอบี ทุกสาขาทั่วประเทศ
หากในวันที่กำหนดชำระหนี้ จะถือว่าครบชำระหนี้เรียบร้อยแล้ว และไม่มีรายชื่อนำเข้าห้องเรียน

5. The registration will not be complete unless payment is made within the scheduled period. Late payment means the cancellation of the registered courses. Students then need to do the registration again during Adding/Dropping period by filling the Add/Drop form (RGS 103) at the Graduate School (the previous registration report has to be attached).

For more information on registration, please contact:

- the Graduate School Office (for details on courses available) at 0-2407-3888 Ext.1508, 1509, 1611, 1627
- the Records Division (for registration procedures) at 02-407-3888 Ext. 1551
- the Financial Department (for payment details) at 02-407-3888 Ext. 1920, 2929, 2922, 2923

**Note for Students in Plan A (both Doctoral and Master's Programs)
who have registered for all thesis/dissertation credits**

Students in Plan A (both Doctoral and Master's Programs) who have registered for all thesis/dissertation credits but have not completed their thesis/dissertation are required to request for a Leave of Absence to maintain their student status. Submit the request form (RGS 904) during adding/ dropping period together with a payment for 1 credit of the thesis/dissertation (7,000 baht for Doctoral Programs and 4,000 baht for Master's Programs). The payment can be made with a cashier check payable to Bangkok University.

Procedure for Adding/Dropping

1. Pick up the Add/Drop form (RGS103) at the Graduate School.
2. Fill in the form for the courses/sections of your choice. (You can use one form for both adding and dropping courses.) Submit your Add/Drop form (RGS 103) to the Records Division on the Specified dates and get the registration report (BU.F.018)
3. After receiving the registration report (BU.F.018):
 - 3.1 **Dropping:** The dropping of course(s) is effective immediately. However, the 40 % refund the student is entitled to receive will be kept in record as part of the student's tuition fee for the following semester. After receiving the registration report (BU.F.018), students have to take BU.F.018 form to the Financial Department for the official signature.
 - 3.2 **Adding:** The adding of course(s) will not be complete unless the following is done:
 - 3.2.1 Taking the BU.F.018 slip to the Financial Department for an official signature.
 - 3.2.2 Making a payment during the specified period; otherwise, the courses added will be cancelled.

(If you wish to file an Add/Drop request on the same day the payment for the registration of courses is made, take the receipt/payment slip to the Financial Department to record the payment.)
 - 3.3 **Adding/Dropping** on one request:

Upon receiving the registration report (BU.F.018), additional payment, if any, should be made within the specified period. Otherwise, courses added will be cancelled, but the dropping of course(s) is immediately effective.

Withdrawing Procedures (Day & Evening Programs)

1. Pick up the withdrawal form (RGS102) at the Graduate School.
2. Fill in the form for the courses/sections you wish to withdraw. See your advisor for advice.
The Dean's approval is needed if students need to withdraw from all courses.
3. Submit your withdrawal form (RGS102) to the Records Division within the period specified.
Once the form is submitted, the Records Division will withdraw the requested course. The letter grade "W" will be recorded on the student's transcript.

Withdrawing Procedures (Module System)

1. Students who wish to withdraw from the enrolled courses must contact the Records Division in person on the LAST WEEK OF CLASSES, (Tuesday-Feiday: 8.30 a.m. – 5.00 p.m.). The letter grade "W" will be recorded on the student's transcript.
2. Pick-up the withdrawal form (RGS 102) at the Graduate School, fill in courses/sections to be withdrawn, and submit the RGS102 form to the Records Division.

Cancellation of Registration

The registration will be cancelled if:

1. Students do not follow the registration procedure;
2. The numbers of credits registered are:
 - 2.1 either less than 6 credits or over 15 credits in a regular semester;
 - 2.2 over 6 credits in a summer session;
3. Students do not pass a prerequisite course.

Note:

- Students with a cumulative GPA lower than 3.25 but not lower than 3.00 who wish to enroll 15 credits in the First /Second Semester must seek an approval from the Dean of the Graduate School .
- Registration after the specified period is not allowed.
- Those who fail to proceed the registration within the specified period must file a request for academic leave to the Records Office within 30 days after the semester has started (except summer session). Otherwise, their student status will be terminated.

Vehicle Registration

Students who want to park their vehicles in the University's parking areas are required to submit a request for registration of their vehicles at:

- **Student Services and Welfare Division (One Stop Service) Main Campus,**
Building A6, Floor 1
Monday - Friday: 8.30 a.m. - 5.00 p.m.
- **Student Services and Welfare Division (One Stop Service) City Campus,**
Building 3, Floor 1
Monday - Friday: 8.30 a.m. - 5.00 p.m.

Summer Session 2020
MBA – English Program
(Main Campus)

First Year (2020 Entrants)

Elective Courses (Choose 1 course)

EMG 746	Logistics and Supply Chain Management	Section 7210
MK 712	International Marketing Management	Section 7210

Plan A

Thesis

BA 700	MBA Thesis	1 credit	Section 7001
BA 700	MBA Thesis	2 credits	Section 7002
BA 700	MBA Thesis	3 credits	Section 7003
BA 700	MBA Thesis	4 credits	Section 7004
BA 700	MBA Thesis	5 credits	Section 7005
BA 700	MBA Thesis	6 credits	Section 7006
BA 700	MBA Thesis	7 credits	Section 7007
BA 700	MBA Thesis	8 credits	Section 7008
BA 700	MBA Thesis	9 credits	Section 7009
BA 700	MBA Thesis	10 credits	Section 7010
BA 700	MBA Thesis	11 credits	Section 7011
BA 700	MBA Thesis	12 credits	Section 7012

Remarks : Students will be allowed to register for thesis credits only after the completion of at least one semester with no less than fifteen hours of graduate credits, and a minimum accumulative G.P.A. of 3.00 (3 or 12 credits for initial thesis registration, 1 – 9 credits left for the following semester).

(2013 – 2020 Entrants)

Plan B Independent Study

BA 715	Independent Study	Section 7211	Group 1
BA 715	Independent Study	Section 7212	Group 2

Remarks : Students who registered for Independent Study course are requested to submit Independent Study Form to the Graduate School not within one week after registration.

(2013 – 2019 Entrants)

Plan A

Thesis

BA 700	MBA Thesis	1 credit	Section 7001
BA 700	MBA Thesis	2 credits	Section 7002
BA 700	MBA Thesis	3 credits	Section 7003
BA 700	MBA Thesis	4 credits	Section 7004
BA 700	MBA Thesis	5 credits	Section 7005
BA 700	MBA Thesis	6 credits	Section 7006
BA 700	MBA Thesis	7 credits	Section 7007
BA 700	MBA Thesis	8 credits	Section 7008
BA 700	MBA Thesis	9 credits	Section 7009
BA 700	MBA Thesis	10 credits	Section 7010
BA 700	MBA Thesis	11 credits	Section 7011
BA 700	MBA Thesis	12 credits	Section 7012

Remarks : Students will be allowed to register for thesis credits only after the completion of at least one semester with no less than fifteen hours of graduate credits, and a minimum accumulative G.P.A. of 3.00 (3 or 12 credits for initial thesis registration, 1 – 9 credits left for the following semester).

Summer Session 2020
M.Com.Arts – International Program

First Year (2020 Entrants)

(Section 7311)

Elective Courses

ICA 674	Global Communication Seminar	Section 7311
---------	------------------------------	--------------

Plan B Independent Study

ICA 701	Independent Study	Section 7316
---------	-------------------	--------------

Remarks : Students who registered for Independent Study course are requested to submit

Plan A

Thesis

ICA 700	M.Com.Arts Thesis	6 credit	Section 7006
---------	-------------------	----------	--------------

(2017 – 2019 Entrants)

Plan B Independent Study

ICA 701	Independent Study	Section 7316
---------	-------------------	--------------

(2013 – 2016 Entrants)

(Section 7311)

Plan B Independent Study

ICA 701	Independent Study	Section 7311
---------	-------------------	--------------

Remarks : Students who registered for Independent Study course are requested to submit Independent Study Form to the Graduate School not within one week after registration.

(2013 – 2019 Entrants)

Plan A

Thesis

ICA 700	M.Com.Arts Thesis	1 credit	Section 7001
ICA 700	M.Com.Arts Thesis	2 credits	Section 7002
ICA 700	M.Com.Arts Thesis	3 credits	Section 7003
ICA 700	M.Com.Arts Thesis	4 credits	Section 7004
ICA 700	M.Com.Arts Thesis	5 credits	Section 7005
ICA 700	M.Com.Arts Thesis	6 credits	Section 7006
ICA 700	M.Com.Arts Thesis	7 credits	Section 7007
ICA 700	M.Com.Arts Thesis	8 credits	Section 7008
ICA 700	M.Com.Arts Thesis	9 credits	Section 7009
ICA 700	M.Com.Arts Thesis	10 credits	Section 7010
ICA 700	M.Com.Arts Thesis	11 credits	Section 7011
ICA 700	M.Com.Arts Thesis	12 credits	Section 7012

Remarks : Students will be allowed to register for thesis credits only after the completion of at least one semester with no less than fifteen hours of graduate credits, and a minimum accumulative G.P.A. of 3.00 (3 or 12 credits for initial thesis registration, 1 – 9 credits left for the following semester).

Tuition and Fee 3/2020					
MBA(EP) & M.Com.Arts (IP)					
(2017-2020 Entrants)					
	Year of Entrants	2017	2018	2019	2020
Tuition & Fees					
Tuition	(baht/ credit)	3,500	3,500	3,500	3,500
Thesis	(baht/ credit)	4,000	4,000	4,000	4,000
Educational Fees (MBA, MBA-SMEs)	(baht/ semester)	5,250	9,750	9,750	9,750
Educational Fees (Others)		5,250	8,550	8,550	8,550
Students who did not register in semester 1/20 and 2/20 are required to pay for the following fees					
Accident Insurance (Effective date starts from May 26, 2021 or the registered date and ends on Dec. 31,2021)			-	400	-
Honorarium for Independent Study Committee	baht (per course)	2,500	2,500	2,500	2,500
Plagiarism Check Fee		-	-	5,000	5,000
(A one-time fee to be paid when enrolling in Independent study or Dissertation Course)					

PAYMENT	Year of Entrants	2017	2018	2019	2020
- Master in Business Innovation (MBI)		-	-	-	40,000
- Master of Engineering (Electrical and Computer Engineering) Year Entry 1/2020		-	-	63,000	63,000
- Master of Engineering (Electrical and Computer Engineering) Year Entry 2/2020		-	-	64,000	64,000

Laboratory fee					
AD 604 Advertising Creativity and Production	baht (per course)	1,000			
CA 593 Production for Strategic Communication	baht (per course)	1,000			
CA 595 Corporate Print and Online Publication	baht (per course)	1,000			
CE 405 Computer Application	baht (per course)	1,000			
PR 604 Public Relations Creativity and Production	baht (per course)	1,000			
ITM 401 Computer Programming I	baht (per course)	1,000			
ITM 401 Computer Programming II	baht (per course)	1,000			
PL 143 Computer Aided Design	baht (per course)	1,000			

Remarks :
 Students admitted before 2019 who desire to take the accident insurance must contact the Student Services and Welfare Division.

Summer Session 2020
Ph.D. in Communication
(International Program)

(2017 Entrants)

(Section 9311)

Dissertation

CA 990	Dissertation	1 credit	Section 9001
CA 990	Dissertation	2 credits	Section 9002
CA 990	Dissertation	3 credits	Section 9003
CA 990	Dissertation	4 credits	Section 9004
CA 990	Dissertation	5 credits	Section 9005
CA 990	Dissertation	6 credits	Section 9006
CA 990	Dissertation	7 credits	Section 9007
CA 990	Dissertation	8 credits	Section 9008
CA 990	Dissertation	9 credits	Section 9009
CA 990	Dissertation	10 credits	Section 9010
CA 990	Dissertation	11 credits	Section 9011
CA 990	Dissertation	12 credits	Section 9012

Summer Session 2020
Ph.D. in Knowledge Management
and
Innovation Management (KIM)

Second Year (2019 Entrants)

Dissertation

KIM 803	Dissertation 3	Section 9006
---------	----------------	--------------

Tuition and Fee 3/2020			
Doctoral Program			
Ph.D.in communication (2013,2017 Entrants)			
Year of Entrants	Communication		
	2013	2017	
1. Tuition & Fees			
Tuition	baht per credit	7,000	10,000
Dissertation	baht per credit	7,000	10,000
2. Educational Fees		8,450	16,900
3. Other fees			
Course materials	(baht/ semester)	-	1,500
Total		8,450	18,400


Remarks:-






- Students admitted before 2017 who desire to take the accident insurance must contact the Student Services and Welfare Division.

Tuition and Fee 3/2020					
Doctoral Program					
Ph.D. in Knowledge Management and Innovation Management (2017-2020 Entrants)					
Ph.D. of Engineering (Electrical and Computer Engineering) (2017-2020 Entrants)					
PAYMENT	Year of Entrants	2017	2018	2019	2020
Ph.D.(KIM)		-	60,000	60,000	100,000
Ph.D. of Engineering		-	44,000	63,000	63,000

Payment for Registration

Bangkok University offers different methods of payment for tuition and fees as follows:

1. **Counter Payment** (cash only) at any branch of  Bangkok Bank,

 Kasikorn Bank,  Siam Commercial Bank,  TMB Thai Military Bank,  Bank of Ayudhya,  United Overseas Bank (Thai), Please bring confirmation slip (BU.F.018) part 1 and part 2 to the bank when making the payment. The students are not obliged to pay any fee (The University will be responsible for the bank's fees).

2. **ATM Banking Payment**

2.1  **Bangkok Bank**

(Service is available from 6 a.m. to 9 p.m.)

- Select "Payment"
- Educational Institution "Bangkok University"
- Enter Customer No. (Ref. #1) xxxxxxxxxx (10-digit student ID no.)
- Enter Reference No. (Ref. #2) xxxxxxxxxx (9-digit reference no.)
- Amount of money
- Confirm payment

2.2  **Kasikorn Bank**

(Service is available from 6 a.m. to 9 p.m.)

- Select "Payment".
- Enter Bangkok University code "32704".
- Enter Customer No. (Ref.1) xxxxxxxxxx (10-digit student ID no.)
- Enter Bill No. (Ref.2) xxxxxxxxxx (9-digit reference no.) and add "0" (1-digit) at the end
- Amount of money
- Confirm payment

2.3  **Siam Commercial Bank**

(Service is available from 6 a.m. to 9 p.m.).

- Select “Products & Services Payment”.
- Enter Bangkok University account no. “0353014766”.
- Enter Customer No. (Ref. 1) xxxxxxxxxx (10-digit student ID no.)
- Enter Reference No. (Ref. 2) xxxxxxxxxx (9-digit reference no.).
- Amount of money
- Confirm payment

2.4  **Thai Military Bank**

(Service is available from 6 a.m. to 9 p.m.).

- Select “Products & Services Payment”.
- Select “Others”
- Select “Admission”
- Educational Institution “Bangkok University Raugsit” Code “0210”
- Enter Customer No. (Ref. 1) xxxxxxxxxx (10-digit student ID no.)
- Enter Reference No. (Ref. 2) xxxxxxxxxx (9-digit reference no.).
- Amount of money
- Confirm payment

2.5  Bank of Ayudhya

(Service is available from 6 a.m. to 9 p.m.)

- Select “Products & Services Payment”.
- Select “Others”
- Educational Institution “Comp Code 51081”
- Enter Customer No. (Ref. 1) xxxxxxxxxx (10-digit student ID no.)
- Enter Reference No. (Ref. 2) xxxxxxxxxx (9-digit reference no.)
- Amount of money
- Confirm payment

3. Internet Banking Payment (Printer is recommended in order to print out the proof of payment)

Students must have a bank account and apply for the internet banking service (Bualuang i-banking, K-Cyber Banking, SCB Easy Net, TMB Internet Banking or UOB Cyber Banking) with the bank in advance.

3.1  Bangkok Bank

(Service is available from 6 a.m. to 9 p.m.)

- Go to www.bangkokbank.com/ibanking.
- Select “Bill Payment” and enter Bangkok University
- Enter Customer No. (Ref. #1) xxxxxxxxxx (10-digit student ID no.)
- Enter Reference No. (Ref. #2) xxxxxxxxxx (9-digit reference no.)
- Amount of money
- Confirm payment

3.2 **Kasikorn Bank**

(Service is available from 6 a.m. to 9 p.m.)

Users must have a saving or current of this bank and open service K-Cyber Banking

- Go to www.kasikornbank.com.
- Enter Bangkok University code “32704”.
- Enter Customer No. (Ref.1) xxxxxxxxxx (10-digit student ID no.)
- Enter Bill No. (Ref.2) xxxxxxxx (9-digit reference no.) and add “0” (1-digit) at the end
- Amount of money
- Confirm payment

3.3 **Siam Commercial Bank**

(Service is available from 6 a.m. to 9 p.m.)

- Go to www.SCBEASY.com.
- Enter Bangkok University account no. “0353014766”.
- Enter Customer No. (Ref. 1) xxxxxxxxxx (10-digit student ID no.)
- Enter Reference No. (Ref. 2) xxxxxxxx (9-digit reference no.)
- Amount of money
- Confirm payment

3.4  **Thai Military Bank**

(Service is available from 6 a.m. to 9 p.m.)

- Go to www.tmbdirect.com.
- Select “Services Payment”.
- Select “Products & Services”.
- Educational Institution “Bangkok University Raugsit” Code “0210”
- Amount of money
- Enter Customer No. (Ref. 1) xxxxxxxxxx (10-digit student ID no.)
- Enter Reference No. (Ref. 2) xxxxxxxxxx (9-digit reference no.).
- Confirm payment

3.5  **United Overseas Bank (Thai)**

(Service is available from 6 a.m. to 9 p.m.)

- Go to www.UOB.co.th.
- Enter Customer No. (Ref. 1) xxxxxxxxxx (10-digit student ID no.)
- Enter Reference No. (Ref. 2) xxxxxxxxxx (9-digit reference no.).
- Amount of money
- Confirm payment

4. Mobile Application (Printer is recommended in order to print out the proof of payment)

Students must have a bank account and apply for the Mobile Application service (Bualuang m-banking, KMA-Krungsri Mobile, SCB Easy, TMB Touch or K-PLUS) with the bank in advance.

4.1 **Mobile Bualuang – m-Banking** (Service is available from 6 a.m. to 9 p.m.)

- Select “Pay Bill”
- Search Enter “Bangkok University”
- Enter Customer No. (Ref. #1) xxxxxxxxxx (10-digit student ID no.)
- Enter Reference No. (Ref. #2) xxxxxxxxxx (9-digit reference no.).
- Amount of money
- Confirm payment

4.2 **KMA-Krungsri Mobile** (Service is available from 6 a.m. to 9 p.m.)


- Select “Pay Bill”
- Enter Bangkok University “Comp Code 51081”
- Enter Customer No. (Ref. 1) xxxxxxxxxx (10-digit student ID no.)
- Enter Reference No. (Ref. 2) xxxxxxxxxx (9-digit reference no.).
- Amount of money
- Confirm payment

4.3  **SCB Easy** (Service is available from 6 a.m. to 9 p.m.)

- Select “Bill Payment”
- Enter Bangkok University account no. “0353014766”.
- Enter Customer No. (Ref. 1) xxxxxxxxxx (10-digit student ID no.)
- Enter Reference No. (Ref. 2) xxxxxxxxxx (9-digit reference no.)
- Amount of money
- Confirm payment

4.4  **TMB Touch** (Service is available from 6 a.m. to 9 p.m.)

- Select “Bill Payment”
- Educational Institution “Bangkok University Raugsit” Code “0210”
- Amount of money
- Enter Ref. 1 xxxxxxxxxx (10-digit student ID no.)
- Enter Ref. 2 xxxxxxxxxx (9-digit reference no.)
- Confirm payment

4.5  **K-PLUS** (Service is available from 6 a.m. to 9 p.m.)

- Select “Payment”
- Enter Bangkok University code “32704”.
- Enter Customer No. (Ref.1) xxxxxxxxxx (10-digit student ID no.)
- Enter Bill No. (Ref.2) xxxxxxxxxx (9-digit reference no.) and add“0” (1-digit) at the end
- Amount of money
- Confirm payment

5. Credit Card Payment



The Financial Affairs Office welcomes registration payment made by Bangkok Bank's credit card or any Visa or Master credit cards. The service is available at the Financial Department, 1st Floor, building no. 3 at One Stop Service, City Campus and Financial Department, 1st Floor, Building A3, Rangsit Campus

Please note that additional fees will be charged for the payment made by credit card. For further information, please contact the Financial Department, City Campus.

6. SCB Credit Card (Dee Jung) Payment



The Financial Affairs office offers an additional channel for tuition and fees payment by installments for the students. The payment can now be made monthly in installments through Dee Jung system of SCB Credit Card (a selection of 3, 4, 6, or 10 months installments) with the interest rate of 0.50% per month. The service is available at the Financial Department, 1st Floor, building no. 3 at One Stop Service, City Campus and Financial Department, 1st Floor, Building A3, Rangsit Campus

7. Bangkok Bank Credit Card (Be Smart) Payment



The Financial Affairs office offers an additional channel for tuition and fees payment by installments for the students. The payment can now be made monthly in installments through Be Smart system of Bangkok Bank Credit Card (a selection of 4 to 10 months installments) with the interest rate of 0.69% per month. The service is available at the Financial Department, 1st Floor, building no. 3 at One Stop Service, City Campus and Financial Department, 1st Floor, Building A3, Rangsit Campus.



8. UOB Credit Card (UOB I Plan) Payment

The Financial Affairs office offers an additional channel for tuition and fees payment by installments for the students. The payment can now be made monthly in installments through UOB I Plan system of UOB Credit Card (a selection of 3 months installments) with the interest rate of 0% per month. The service is available at the Financial Department, 1st Floor, building no. 3 at One Stop Service, City Campus and Financial Department, 1st Floor, Building A3, Rangsit Campus

Notes:

- The registration payment to the University must be made in full amount, no installments.
- Payment must be made within the date specified in the registration slip (BU.F.018), otherwise the registration for the semester will be invalid and the student subject to an academic leave. In that case, he/she must report to the Records Office (or Graduate School for graduate students) by the date specified in the registration handbook. Failure to do so will result in termination of student status unless he/she brings the expired registration slip to the Records Office (or Graduate School for graduate students) during Adding/Dropping period to redo the registration.
- Once the payment of tuitions and fees has been made, the University reserves the right not to refund such payment in any circumstance.
- The University held no responsibility for any problems or damages to the registration due to the student's failure to complete the payment process.